



If you require any help with installation
please call us on 01386 831 574



Product Code: 29216

Nissan Navara NP300 2016>


1) Please check you have all the required parts before starting installation:

- 1 x Base plate and actuator kit
- 1 x Wiring loom
- 2 x Scotch Locks (you can solder the connections if preferred)
- 8-10 x Cable Ties
- 1 x Rod Lock Latch


1) Open Tailgate, Undo 10 screws and remove metal panel to allow access into the inside of the tailgate



2) Remove the two screws that hold the tailgate handle into the tailgate, Also unclip the locking Rod




3) Install the base plate and actuator kit, hold in place by replacing the removed screws from no.2




4) Disconnect the Rod from the back of the key barrel and remove the pink plastic clip



5) Attach the Power Lock to the vehicles lock barrel (use new rod lock clip provided) re insert the locking rod into new clip



6) Re attach the Long rod Latch to Handle



9) Feed cable along chassis towards the front of the Truck—Feed into the Cab



7) Attach the wiring loom to motor. Black to Blue—Red to Red

8) Feed the wiring loom out of the tailgate (hole in the centre of tailgate)

10) Locate the wiring harness in the cab Passengers foot well for RHD. Behind the Kick Plate in the left hand side of footwell



9) Connect cable using the scotch locks (or solder) please ensure the cables get a good connection



Eagle1 Lock wiring Loom	Vehicle Loom
Black	Beige with silver trace
Red	Light Blue with Silver trace

10) Test the kit works by clicking the central locking and see if the tailgate locks / unlocks.

11) If everything works replace tailgate cover

**Please note we always advise to cover any connections with electrical tape*

Please note:

This Kit has been designed to allow to lock and unlock with either your existing key fob or you can still manually lock and unlock with you key if you prefer.

Eagle4x4 recommends that installation is done by a Qualified Auto Electrician. Any electrical faults due to improper installation will not be warranted by eagle 4x4